


## ATLAS HYDRO



# ATLAS HYDRO



P: Planomiller type - fixed portal

Atlas Hydro is a range of heavy duty medium and large size vertical milling centers with hydrostatic guideways, suitable for machining large components. Their design ensures maximum machining accuracy and high productivity, with great stability during operations. As all INNSE-BERARDI machines, also the ATLAS HYDRO machines are designed, sized and created using the FEM (Finite Element Method). The flexible, modular design offers three different configurations:

P: Planomiller type - fixed portal


G: Gantry type - lower rails

GU: Gantry type - upper rails

A complete range of advanced milling attachments provides the optimum solution for each user's application requirements.



G: Gantry type - lower rails




GU: Gantry type - upper rails

| ATLAS HYDRO                  |    |                                   |
|------------------------------|----|-----------------------------------|
| Distance between columns     | mm | 3.200 up to 10.000                |
| RAM vertical travel (Z-axis) | mm | 1.500 up to 4.000                 |
| RAM section                  | mm | 550 x 550 - 630 x 630 - 680 x 680 |
| Spindle power                | kW | 60 up to 110                      |
| Torque                       | Nm | up to 9.000                       |
| Axis                         |    | 3+2 or 5                          |
| W-axis                       |    | fixed or moving crossrail         |



# VERTICAL TURNING TABLES

Both, Alas Vision as well as Atlas Hydro can be equipped optionally with Turning Tables for Turning, Boring, Milling, Turn-Milling and Grinding. The full range is featuring hydrostatic main bearings. A complete range of advanced attachments provides the optimum solution for the different application requirements.




The modular design covers a broad range of different sizes:

|                        |     |             |
|------------------------|-----|-------------|
| Max. turning diameter  | mm  | up to 9.000 |
| Turning table diameter | mm  | up to 8.000 |
| Turning table load     | ton | up to 400   |
| Turning table speed    | rpm | up to 200   |
| Turning table power    | kW  | up to 200   |



## MAIN MARKETS



**Innse-Berardi S.p.A.**  
Via Attilio Franchi, 20  
25127 Brescia  
Italy  
Tel. +39 030 37061  
sales@innse-berardi.com



Machine Tools

[www.innse-berardi.com](http://www.innse-berardi.com)

ED. 2019 - REV. A



MIX COMUNICAZIONE - MI